





NORTHERN WAKE FIRE DEPARTMENT

STANDARD OPERATING PROCEDURES

TITLE: Backing of Apparatus/Vehicles	SECTION/TOPIC:
NUMBER: 300-15	ISSUE DATE: 4-8-19
REVISION DATES:	APPROVED BY:  <hr/> PRESIDENT – BOARD OF DIRECTORS  <hr/> FIRE CHIEF

I. PURPOSE

- A. This Standard Operating Procedure establishes the requirements to be utilized when backing departmental apparatus/vehicles or maneuvering these apparatus/vehicles within tight quarters.
- B. For the purposes of this procedure, tight maneuvering is defined as an object located at a distance of less than two (2) feet or less.

II. SCOPE

- A. This Standard Operating Procedure applies to all drivers of NWFD apparatus and vehicles.

III. PROCEDURE

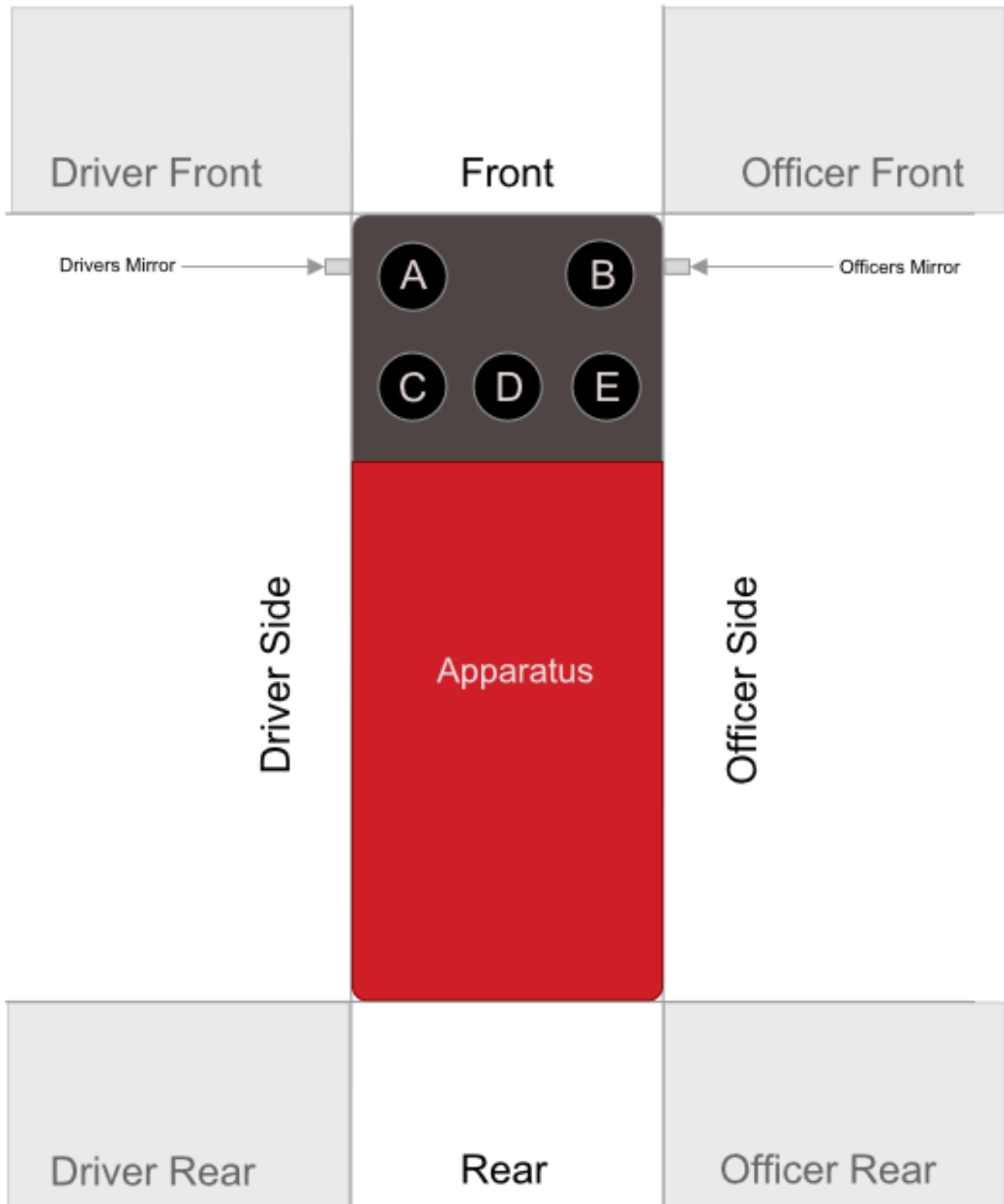
A. Backing and Maneuvering

1. Appendix A will be utilized as the guiding document whenever a NWFD apparatus or vehicle is being backed and/or maneuvered in tight quarters.
2. The backing of an apparatus or vehicle should only be exercised as a last resort or when it is absolutely necessary.
3. If an alternative route is available, the driver should utilize the alternative route whenever possible rather than back the apparatus or vehicle.
4. The apparatus officer (if present) is responsible for ensuring that the apparatus or vehicle driver utilizes personnel as spotters per Appendix A.
5. If the apparatus or vehicle driver feels there is a need for spotters beyond the requirements of this procedure, personnel must comply with his/her request.

6. In cases where the apparatus or vehicle only consists of driver (tanker operations, vehicle to/from maintenance, etc.), backing should be used as a last resort and backing under these circumstances should never be attempted without first:
 - a. Requesting assistance of available personnel to act as spotters per Appendix A.
 - b. Exiting the apparatus and surveying 360 degrees around the apparatus to ensure no obstructions are present.
 - c. Constant vigilance and resurveying the apparatus and its surroundings as often as needed to ensure the safety of the apparatus, property and personnel including the general public.
7. All apparatus spotters will wear at a minimum, their assigned helmet and a traffic safety vest.
8. The apparatus or vehicle driver will sound (1) single blast from the air horn and will account for each spotter before backing the apparatus of vehicle.

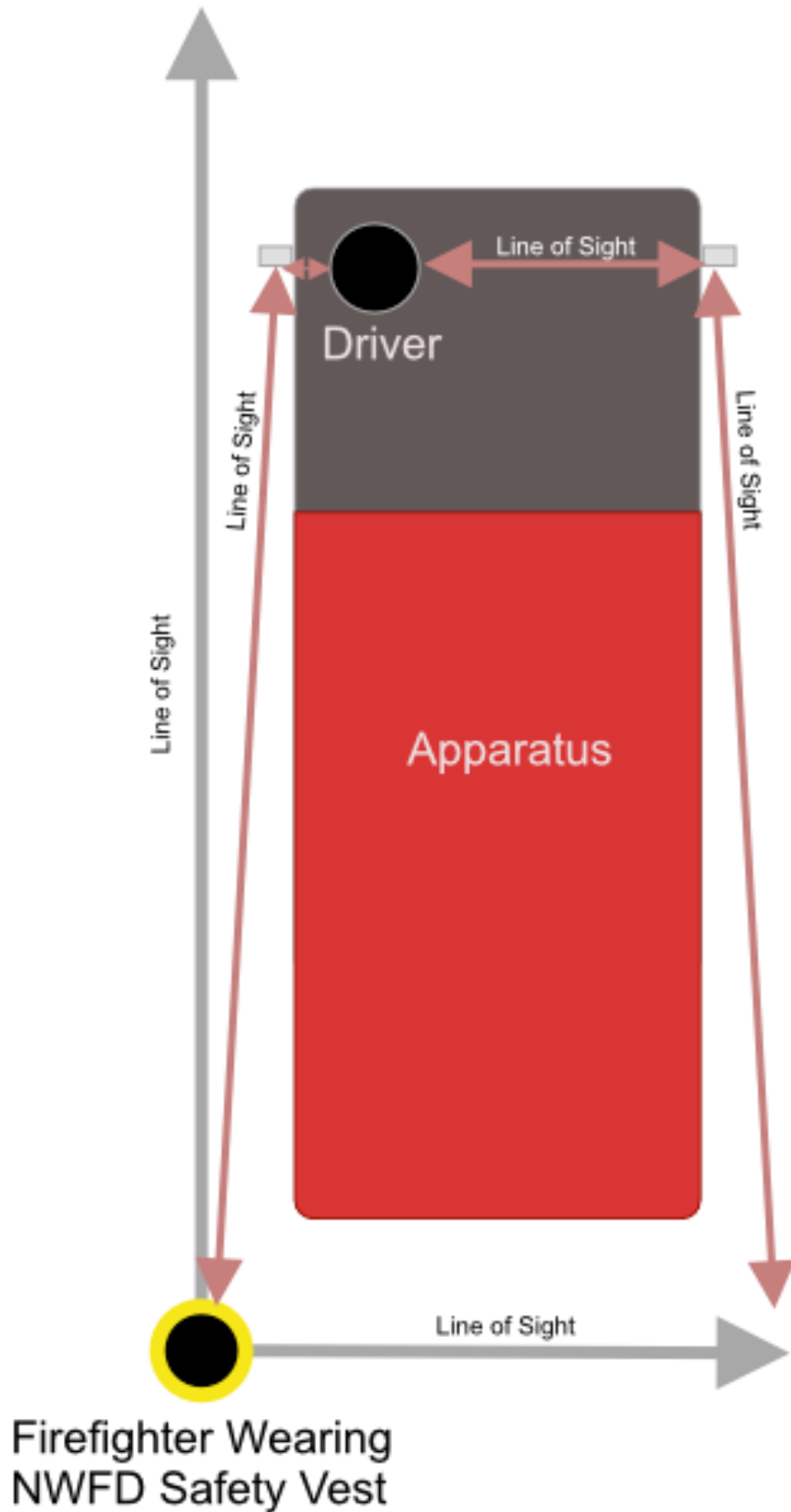
Appendix A

NWFD Apparatus & Orientation Designations



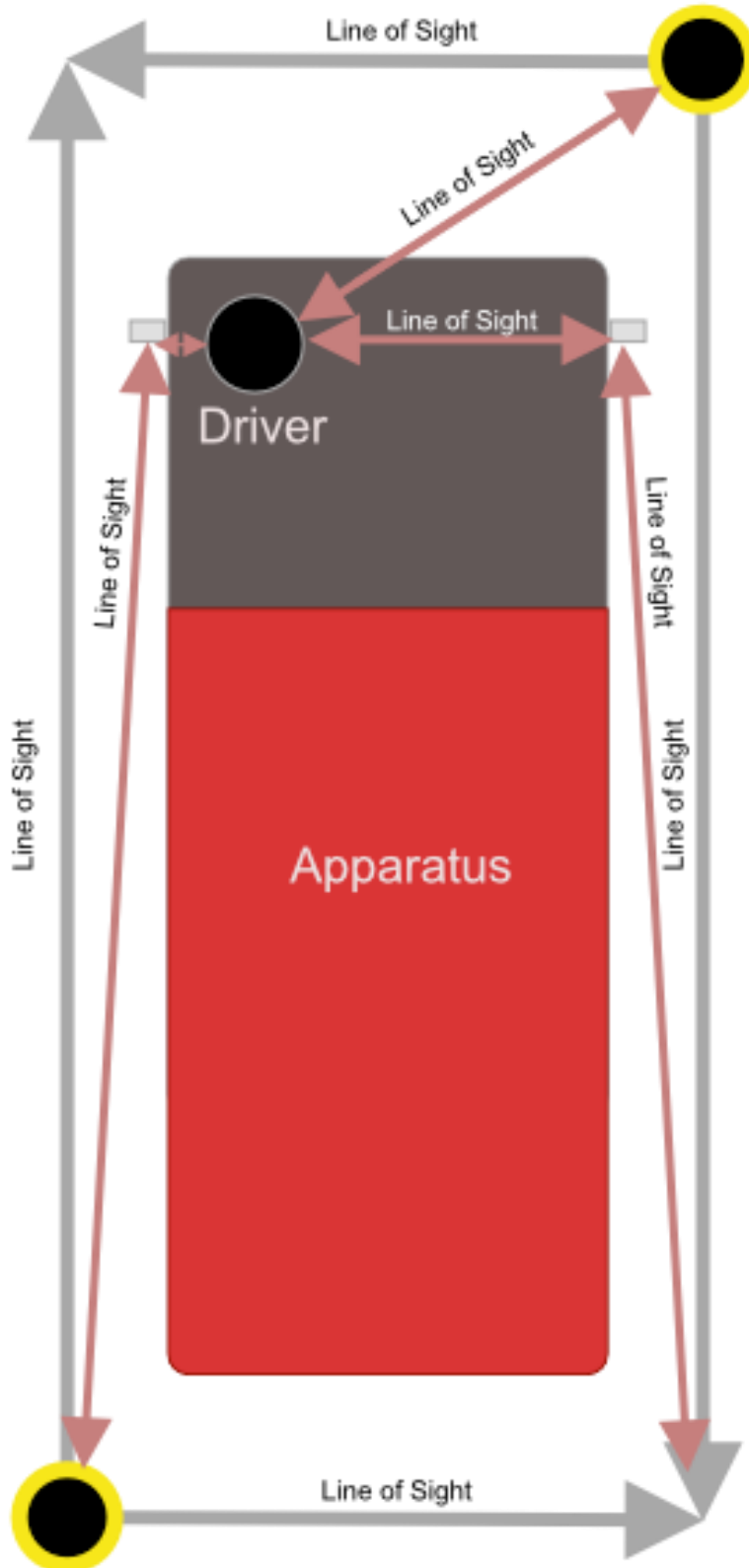
A - Driver. B - Officer. C,D,E - Firefighter.

1 Spotter Placement



2 Spotter Placement

Firefighter or Officer
Wearing NWFD Safety Vest

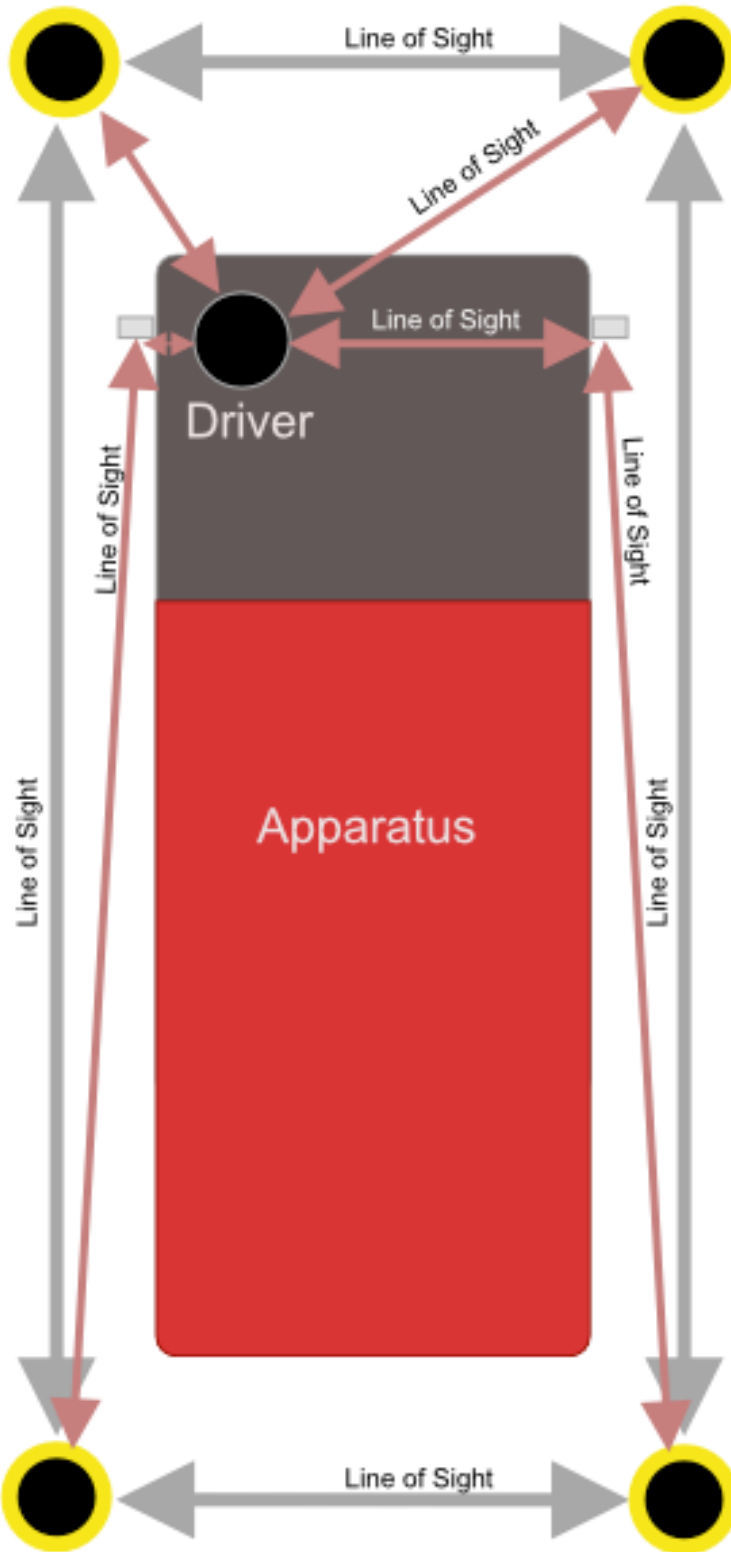


Firefighter Wearing
NWFD Safety Vest

4 Spotter Placement

Firefighter Wearing
NWFD Safety Vest

Firefighter or Officer
Wearing NWFD Safety Vest



Firefighter Wearing
NWFD Safety Vest

Firefighter Wearing
NWFD Safety Vest